


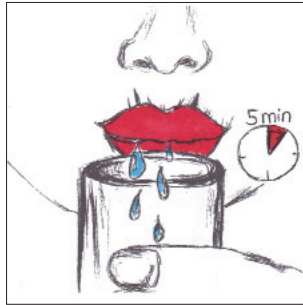
KARIES SCREEN TEST. DE

Check up is good -
testing even better!

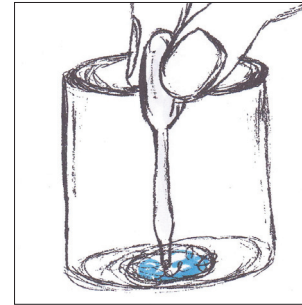
Application of KariesScreenTest buffer



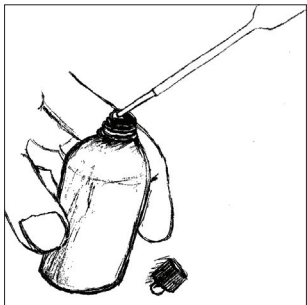
Collect saliva,
swallow the saliva for the first
minute.



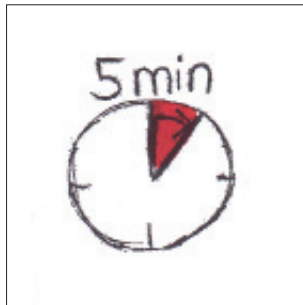
Then collect the saliva for 5 minutes.



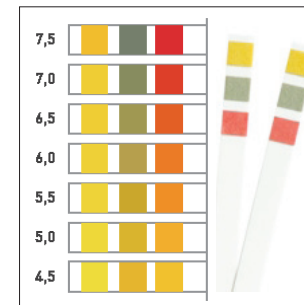
The secretion rate can
be determined with the
saliva sample.



Then take 1ml of saliva and pour it into
the bottle with the indication
and shake.



Check the pH value after 5 minutes
by immersion of the measuring strip.



pH > 6,0 very good buffer capacity

pH > 5,0 good buffer capacity

pH < 5,0 unfavorable buffer capacity

pH < 4,0 extremely poor buffer capacity